



Miis www.miis.com.tw
Medical Imaging Innovation Solution Provider

Hand-held Digital DERMOSCOPE

Easy Take / Easy Record / Easy Communication



- Examine dermis and epi-dermis with one single unit
- Inlay the ruler into the lens' surface to make the measuring of feature size easier.
- Minimize paperwork with images or videos taken, stored, and processed digitally.



Physician



Diagnostic station



Specialist network



Telemedicine & EMR



Mobile medicine



Remote medicine

More



Wi-Fi compatible



AV compatible



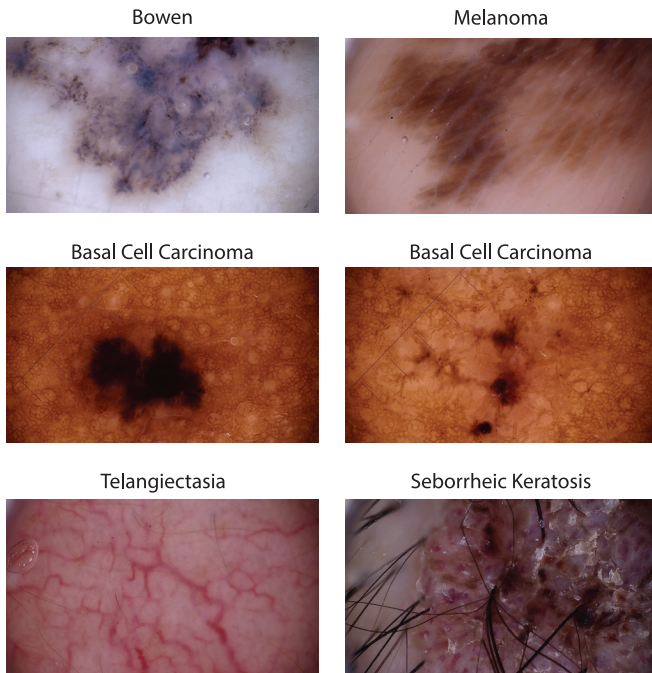
3 hours operation



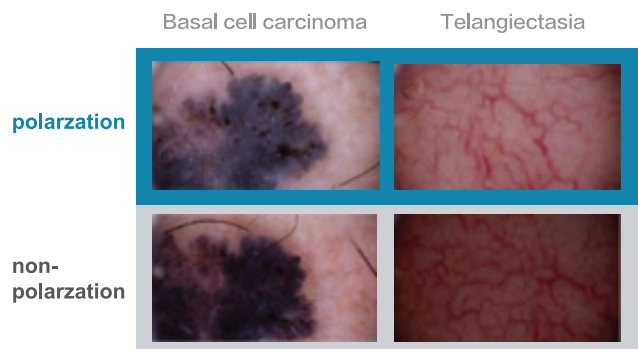
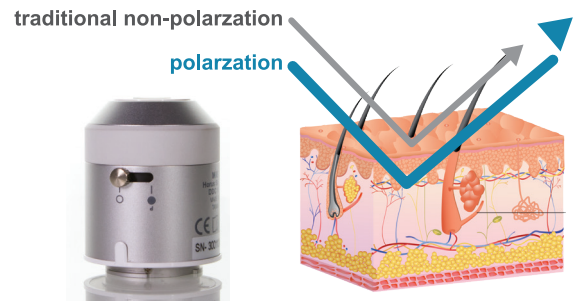
USB compatible

Digital hand-held Dermoscope

Clinical showcase



Polarization examine



Lens		Rechargeable Lithium Battery	
View Angle	10mm(Diagonal)	External Power	Power100~240VAC · 50/60Hz
Camera / video flash light	natural white LED	Operating time	3 hours
Light polarization function	Change the polarized light function by the switch button on the lens	Charging time	5 hours
Control Unit			
DSC 100		DSC 200P	
Dimension	80x90x205 mm	Dimension	139x90x203 mm
Weight	370 g	Weight	400 g
Focus	Manual Focus	Focus	Auto/Manual Focus
Image Resolution	1920x1080 pixels	Image Resolution	2560x1920 pixels
LCD Monitor	3.5"Full ColorTFT-LCD	Video Resolution	1280× 960 pixels
Image Format	JPEG(Photograph)/H.264(Video)	LCD Monitor	3.5"Full ColorTFT-LCD touch screen
Interface	Mini USB, AV out port	Image Format	JPEG(Photograph)/H.264(Video)
File Transfer	Mini USB Port to PC	Weight(Including battery)	238 g (285 g)
Dynamic Video Output	AV output /USB		
File storage	Supports 2G to 32GB		



Medical Imaging Innovation Solution Provider

Tel: +886-3-5798860 Fax: +886-3-5798821

Address 6F, No. 11, Park Avenue II,
Hsinchu Science Park, Hsinchu 300091, Taiwan, R.O.C.

Website www.miis.com.tw
Email sales@miis.com.tw

