



- ✓ Easy to use
- ✓ Quick to record
- ✓ Convenient to link!



# 5MP DIGITAL DIAGNOSTIC SET HORUS DSC200P



## CHANGEABLE LEN

High Modularity for Multi Function

- Ophthalmology • Dermatology
- ENT • General practice

## LIGHTWEIGHT AND PROTABLE

Wide Range of Application

- Clinic room • Suitable for Telemedicine
- Hospital • M-health



# DIGITAL DIAGNOSTIC SET

HORUS DSC200P



## 3.5" TOUCH SCREEN



Intuitive User Interface

## INSTANT IMAGE TRANSFER



USB/SD Card / Wi-Fi SD Card (optional)

## EASY TO CONTROL

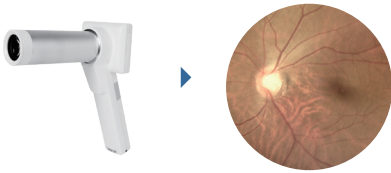


Simple and Straightforward

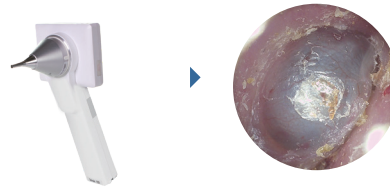
SUITABLE FOR TELEMEDICINE

## THROUGH THE SCOPE

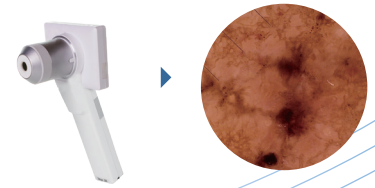
### Fundus Scope



### Otoscope



### Dermoscope



### Generalscope



### Endoscope



5MP OPTICAL RESOLUTION

## SPECIFICATION

Eye-fundus camera	Non-mydratic, 40 degree FOV, +/-20D	File Format	JPEG (still picture), H.264 (Video)
Otoscope	Wide focus range 5mm-50mm	Interface	Mini USB and AV output
Dermoscope	Φ10mm, Φ20mm, Polarization/Contact modes	Memory	SD card (2GB to 32GB)
General lens	f=4mm, F/1.5	Power	Li-ion rechargeable battery
Resolution	Full HD True 5M pixels	External Power	Source:100-240 VAC, 50/60 Hz
Light Source	Natural white LED	Operating Time	3 Hours
LCD Display	3.5" full color LCD Touch Panel	Weight (included battery)	238 g (285 g)

• Information contained in this leaflet is subject to change without prior notice.



Medimaging Integrated Solution Inc.

晉弘科技股份有限公司

• Tel: +886-3-5798860

• E-mail: sales@miis.com.tw

• www.miis.com.tw

• 6F, No. 11, Park Avenue II, Hsinchu Science Park, Hsinchu 300091, Taiwan, R.O.C.

