



www.mis.com.tw

Medical Imaging Innovation Solution Provider

DIGITAL HAND-HELD DIAGNOSTIC SET

Easy take , Easy Record,
Easy Communication



horus SCOPE



- Multi-Function Interchange Lens
- Portable for mobile medicine
- Full HD digital image record
- Real Time Dual-Display on PC and Monitor
- Wireless transmit data to the mobile device.



PHYSICIAN



DIAGNOSTIC
STATION



SPECIALIST
NETWORK



TELEMEDICINE
& EMR



MOBILE
MEDICINE



REMOTE
MEDICINE

More



Wi-Fi
compatible



AV cable
compatible



3 hours
operation

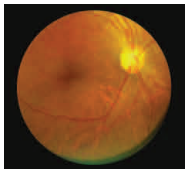


USB
compatible

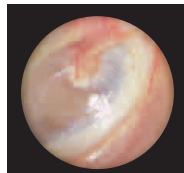
DIGITAL HAND-HELD

DIAGNOSTIC SET

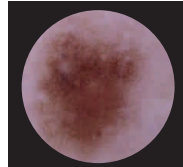
Fundus
Scope 25°/40°



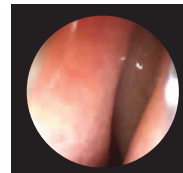
Otoscope



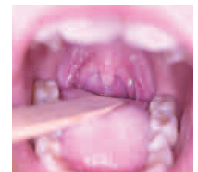
Dermoscope



Digital
Endoscope



General
Scope



Specification

Eye-fundus camera	Non-mydratic, 40 degree FOV, +/-20D
Otoscope	Wide focus range 5mm-50mm
Dermoscope	10mm, Polarization/Contact modes
General lens	f=4mm, F/1.5
Resolution	Full HD True 1920 X 1080
Light Source	Natural white LED
LCD Display	3.5" full color LCD
File Format	JPEG (still picture), H.264 (Video)
Interface	Mini USB and AV output
Memory	Micro SD card (2GB to 32GB)
Power	Li-ion rechargeable battery
External Power	Source:100-240 VAC, 50/60 Hz
Operating Time	3 Hours
Weight	350 Grams (Approx.)



Medical Imaging Innovation Solution Provider

Tel: +886-3-5798860 Fax: +886-3-5798821

Address 6F, No. 11, Park Avenue II, Hsinchu Science Park,
Hsinchu 300091, Taiwan, R.O.C.

Website www.miis.com.tw

Email sales@miis.com.tw

Miis, an expert in digital diagnostic scopes
Digital otoscope / Digital dermatoscope /
Digital endoscope / Digital ophthalmoscope

For more information, please visit our website.